



District Report Card: 2017


State: Tripura	District: Gomati
Class: 3	Subject: Language
Schools: 59	Students: 847


Participation/Coverage


Students

<div>GENDER</div> <div></div>	Boys		Girls	
	Number	%	Number	%
	419	49.47	428	50.53

<div>AREA</div> <div></div>	Rural		Urban	
	Number	%	Number	%
	746	88.08	101	11.92

<div>CATEGORY</div> <div></div>	SC		ST		OBC		GEN	
	Number	%	Number	%	Number	%	Number	%
	168	19.83	363	42.86	108	12.75	208	24.56

<div>CWSN</div> <div></div>	LD	VI	HI	S&LD	ID	Oth
	1	0	1	2	0	1

<div>Management</div> <div></div>	Government		Government-aided	
	Number	%	Number	%
	819	96.69	28	3.31

Average Performance of Students in Language (%)

Overall	Gender		Area		Management		Social Group			
	Male	Female	Rural	Urban	Govt.	Aided	SC	ST	OBC	GEN
65.79	64.96	66.60	67.00	56.90	66.24	52.62	69.37	62.39	70.86	66.22

Performance on Learning Outcomes (LOs)

Learning Outcomes	Description	Average Performance(%)
L304	Reads small texts with comprehension i.e., identifies main ideas, details, sequence and draws conclusions	67.07
L312	Reads printed scripts on the classroom walls: poems, posters, charts etc.	63.23

Range of Performance of Students who Answered Correctly							
Below 30%		30% - 50%		50% - 75%		Above 75%	
Number	%	Number	%	Number	%	Number	%
72	8.50	157	18.54	276	32.59	342	40.38

Lowest Performing Learning Outcomes (LOs)

- 1 - Reads printed scripts on the classroom walls: poems, posters, charts etc. (63.23)
- 2 - Reads small texts with comprehension i.e., identifies main ideas, details, sequence and draws conclusions (67.07)